

What are we
learning this
half term?

Key Stage 1
Curriculum Overview



Spring 2

Chronology

What was life like in 17th Century London?

How did The Great Fire of London start and what happened to the city and its people?

Why did the fire spread and why did it take so long to put out?

Cause and consequence

How do we know about what happened?


Sources

Significance

What did the King do to make London better?

Continuity and change

London, past and present: How does modern London compare to the city before The Great Fire in 1666?



History
The Great Fire of London

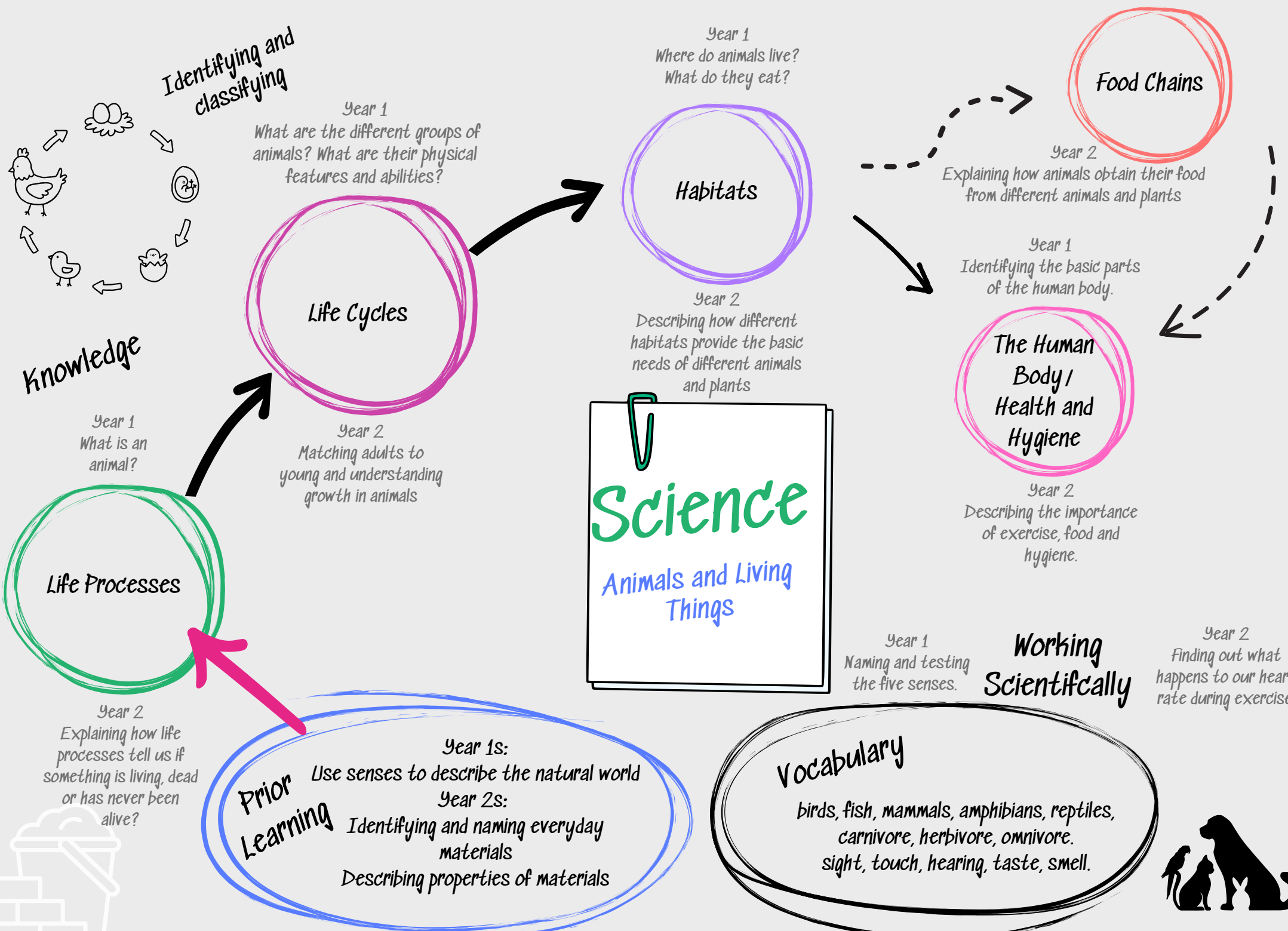



Vocabulary

Century, year, past, present, change, capital city, London, England, River Thames, 17th Century, diary, rebuild, St Paul's Cathedral, axe, water squirt, fire hook, firefighter, Pudding Lane, historical source, eyewitness, reliable, information, timeline, flammable, firebreak, baker.

Prior Learning

Year 1s:
Learning about the Gunpowder Plot. and its chronology.
Year 2s:
Learning about our school: continuity and change and using sources.





Why did Jesus choose Matthew as one of his disciples?

Is it always easy to forgive?

Why might Jesus' peace be a part of his good news for Christians?

How do Christians try to bring Jesus' good news to others?

Who do you think is a world changer?

RE
What is the 'good news' Christians believe?

Why is it important to forgive?

Prior Learning

Learning about why Christmas and Easter is special to Christians and the creation story.

Vocabulary
Christians, Jesus, Matthew, Fishermen, Disciples, Tax Collector, Peace, Forgiveness, Apostles.





Formal Elements

Year 1
Begin to recognise and name primary and secondary colours
Start to mix secondary colours

How can we make and use different colours?

Year 2
Investigate mixing a wider variety of colours
Begin to understand symmetry using colour

Year 1
Make tones of one colour using white

How can we create different tones with paint?

Year 2
Create different tones by adding white or black to a colour

Year 1
Use water to lighten colours

What is a wash and how do we make one?

Year 2
Add water/paint to lighten/darken colours

Technique

Can I create a painting using the techniques I have learnt?

Year 2
Designing an algorithm
Creating and debugging their own program

Technique

Year 1
Experiment with different brush sizes and other painting tools

What can I use to paint with?

Year 2
Use brushes with control to produce marks appropriate to the work

Control

Prior Learning

Year 1s:
Exploring line and tone using pencils
Year 2s:
Exploring colour mixing and mark making with ready-mixed paint
Exploring line and tone using other media (pencils, pastels, charcoal)



Artist focus:

Robert Talbot
Mick Oxley
Jenny Allan

Vocabulary

Year 1:
primary colours, secondary colours, neutral colours, tints, shades, tone, warm colours, cool colours, watercolour, wash
Year 2:
secondary colours, neutral colours, tints, shades, tone, warm colours, cool colours, watercolour, wash, texture, sweep, dab, bold brushstroke

English

- What do we need in our sentences (revise)
- Saying our sentences out loud
- Retelling a story
- Creating our own story with a beginning, a middle and an ending.
- Writing a diary in character.
- Listening to and reciting poetry.

Prior Learning

Place Value and
Addition and
Subtraction
within 10

Prior Learning

Recognising coins and
notes
Repeated addition
Counting in 2s, 3s,
4s, 5s and 10s

Year One Maths

Addition and Subtraction within
20 and Measurement.



- Counting numbers within 20
- Understanding 11-20.
- Using a number line to 20
- Comparing and ordering numbers
- Add by counting on
- Find and make number bonds
- Doubles and near doubles

Year Two Maths

Multiplication and Division and
Measurement.

- Recognising, making and adding equal groups
- Using the multiplication symbol
- Using arrays
- Making equal groups by sharing and grouping
- The 2 times-table and dividing by 2
- Doubling and halving
- The 10 and 5 times-table
- Dividing by 5 and 10

Our core text
is The Bog
Baby - click here
to listen

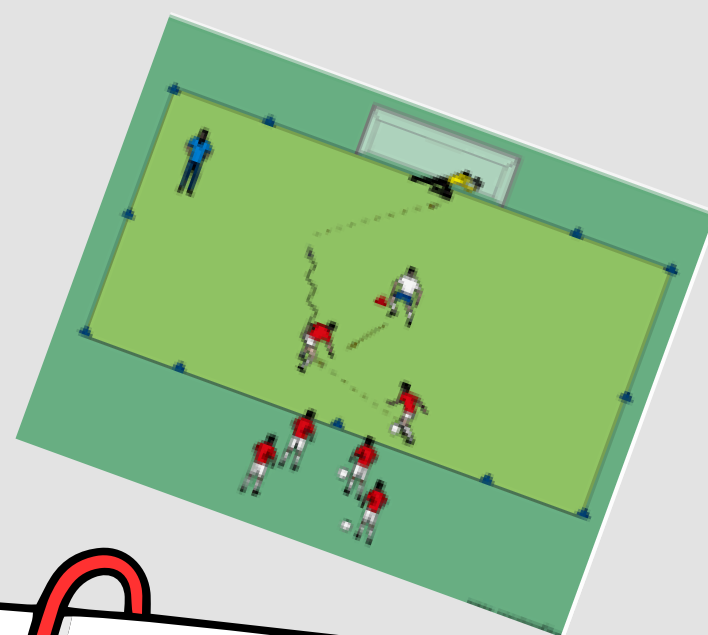




P.E.

Attacking and Defending
Gymnastics

Newcastle United Foundation will be leading our sessions, with the focus on football skills (controlling, passing and receiving the ball) and flexibility.



PHRSE (Jigsaw scheme)

Healthy Me
How can I keep
my mind and body
healthy?



Computing. (Data and Information)

We'll be learning how to classify objects based on their properties, group objects with similar properties and record the number of objects in each group.

We will then learn to organise data effectively using tally charts before creating physical and digital pictograms.

Music (Charanga scheme)

In The Groove

Each week we will listen and learn about a different style of In The Groove: Blues, Baroque, Latin, Bhangra, Folk and Funk.

Click here;

How Blue Can You Get? by BB King

Let The Bright Seraphim by Handel

Livin' La Vida Loca by Ricky Martin

Jai Ho by A.R. Raman

Lord of the Dance by Ronan Hardiman

Diggin' On James Brown by Tower of Power

