

What are we  
learning this  
half term?

Key Stage 1  
Curriculum Overview



Summer 1



Can I use an atlas to describe the United Kingdom?

England:  
can I describe the key geographical features of England?

Country studies.  
What is it like there?  
What are the key geographical features?  
Can I name important places?

Fieldwork  
Can I use geographical vocabulary to guide someone on a route around school?

Geography  
The United Kingdom - our island home!

Scotland



Wales



Northern Ireland





Prior Learning

Year 1s:  
Learning about where we live.  
Year 2s:  
Learning about the location of Alnwick.

Vocabulary

United Kingdom, England, Scotland, Wales, Northern Ireland, London, Edinburgh, Cardiff, Belfast, English Channel, North Sea, Irish Sea, River Thames, capital city, country, island.





Knowledge

Year 1  
Knowing the difference  
between objects and the  
material they're made from

What are different  
materials used  
for?

Year 2  
Identifying and grouping  
the uses of materials

Year 1  
Describing and testing the  
properties of materials

What properties  
do different  
materials have?

Year 2  
Explaining which properties  
make materials suitable for  
different purposes

How can we  
change the  
shape of  
different  
materials?

Year 2  
Testing whether materials  
can be bent, twisted,  
stretched or squashed

Year 1  
Testing the best  
material for a job

Which  
material is  
the best  
for a job?

Year 2  
Designing and carrying out  
an investigation to find the  
best material for a job

Working  
Scientifically

Which materials  
are all around us?

Year 2  
Identifying materials  
that familiar objects  
are made from.



Science  
Materials

Prior  
Learning

Year 1s:  
Use senses to describe the natural world  
Year 2s:  
Identifying and naming everyday  
materials  
Describing properties of materials

Vocabulary

Year 1 and 2:  
wood, metal, plastic, glass, brick, rock, paper, cardboard,  
fabric, hard / soft, stretchy / stiff, shiny / dull,  
rough / smooth, bendy / rigid, waterproof / absorbent  
Year 2:  
squashing, bending, twisting, stretching



# Computing

Creating Media:  
Digital Writing

## Exploring the Toolbar

I can use the  
bold, italic and  
underline tools.

I can select  
text by clicking  
and dragging.

I can select a  
word by double-  
clicking.

I can  
change the  
font.

## Making Changes to Text

## Which do you prefer?

I can compare  
and contrast  
using a pencil or  
a keyboard to  
write.

## Adding and Removing Text

I can use  
letter, number  
and space  
keys.

I can use  
backspace to  
remove text.

I can type  
capital letters.

## Exploring the Keyboard

I can identify  
and find keys on  
a keyboard.

## Prior Learning

Year 1s:  
Use of keyboards in role-play  
Typing name in JiT with adult support  
Year 2s:  
Logging on to computers  
Typing independently in JiT

## Vocabulary

Word processor, keyboard, keys,  
text, space, backspace, shift,  
toolbar, bold, italic, underline, font



Explore

What foods shall I include for a healthy picnic?

Design

What ingredients will I select to design a healthy sandwich or wrap?

Make

What tools and equipment do I need to use to make my sandwich or wrap?

How can I use a knife safely to cut and prepare food?

Research

What is a balanced diet and why is it important?

DT  
A Picnic



What do I like about my sandwich or wrap and how could I improve it next time?

Evaluate

Prior Learning

Talking about a healthy diet, growing fruit and vegetables, taste testing different foods, making different sandwiches using spreading skills.

Vocabulary

ingredients, utensils, chopping board, cutting, slicing, spreading, claw grip, fork secure, the bridge, food hygiene, clean, safety, evaluate.

### Prior Learning

Sharing, recognising doubles, comparing amounts.

### Prior Learning

Sharing and grouping, counting in 2s, multiplying and dividing by 2.

### English

- Visualise and describe the characters and setting from listening to a story.
- Ask questions.
- Write and record a script based on factual research.
- Create a story map inspired by *The Storm Whale*.
- Write a story with a character, setting, problem and resolution.




### Year One Maths

Measurement (length and height), fractions and position and direction.

- Compare length and height.
- Measure length using objects.
- Measure length using centimetres.
- Recognise and find a half and a quarter of an object or shape.
- Recognise and find a half and a quarter of a quantity.

Our text to explore and inspire our own writing is *The Storm Whale*.



### Year Two Maths

Measurement (length and height) and fractions.

- Measure in centimetres and metres.
- Compare and order lengths and heights.
- Finding the whole and parts of a whole.
- Recognising equal and unequal parts.
- Recognising and finding a half, a quarter, a third and three-quarters.

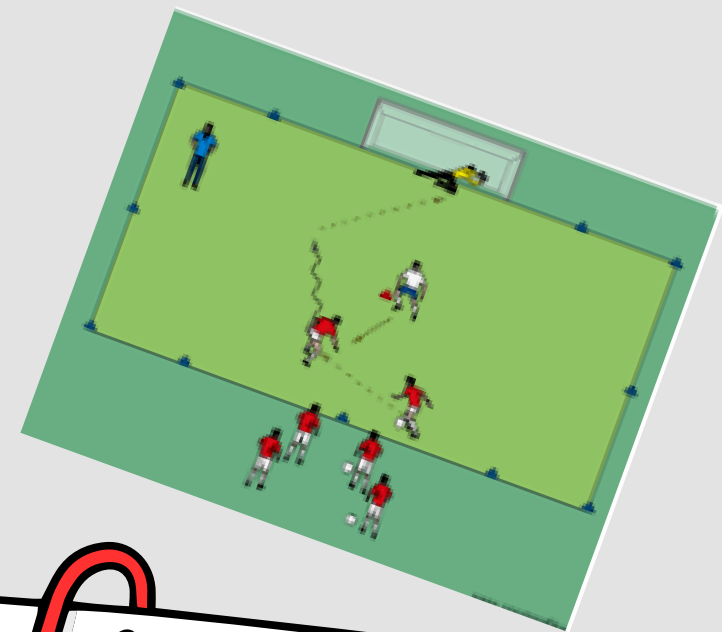




## P.E.

### Striking and Fielding Cricket

Newcastle United Foundation and Tom Vickers will be leading our sessions, with the focus on striking using bats and racquets, tracking and returning accurately.



## PHRSE (Jigsaw scheme)

Healthy Me  
How can I keep  
my mind and body  
healthy?



## RE

Who is Jewish and  
how do they live (part 1)?

Learning about Jewish world  
views and ways of life.

Why do Jewish people  
celebrate Shabbat?  
What stories do Jewish  
people tell from the Torah?

## Music (Charanga scheme)

### Round and Round

We'll be learning, singing and playing  
along with the song Round and Round  
by Joanna Mangona.

Each week we will also listen to and  
appraise songs in different styles. This  
term, we'll be enjoying Latin, Big Band,  
Jazz and Film music.

